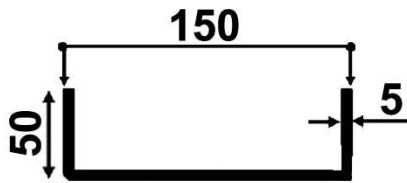
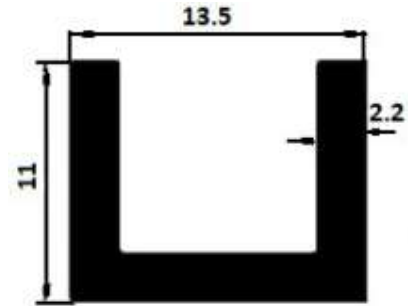


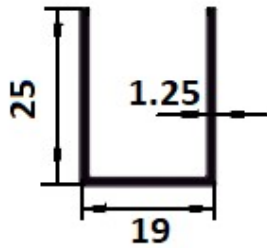
SPECIAL U CHANNEL



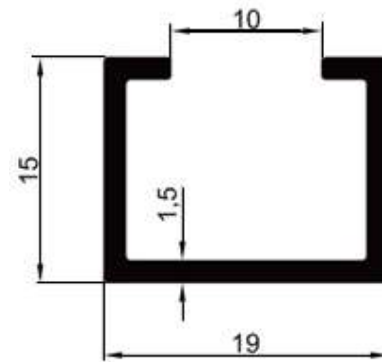
SL.NO.	SECTION NO.	WEIGHT(KG/M)
1	5214	3.210



SL.NO.	SECTION NO.	WEIGHT(KG/M)
1	8325	0.184



SL.NO.	SECTION NO.	WEIGHT(KG/M)
1	5291	0.225



SL.NO.	SECTION NO.	WEIGHT(KG/M)
1	5210	0.210